



## ELECTRIC FIRES

Charlton & Jenrick™  
Best of British fires, fireplaces & stoves





# ELECTRIC

The next generation in Ultra-realistic living flame electric fires.

Gone are the days when an electric fire was the last option if you could not install a gas or solid fuel appliance.

Modern electric fires are now the pinnacle of design and the first choice for the discerning consumer who wants looks, ease of use and the latest in technology.

The Polaris range from Charlton & Jenrick offers stunning ultra-realistic flame-effect fires that boast market-leading features and finishes that represent the next generation of modern living.

Design opportunities are endless, and the fires will become the centre of your living area where you can build them into bookcases, media units and feature walls.

**Charlton & Jenrick**<sup>LTD</sup>  
*Best of British fires, fireplaces & stoves*



## POLARIS RANGE

The Polaris electric range offers a stunning ultra-realistic flame, which has been achieved by carefully modelling the fuel bed from actual logs sourced from woodlands.



Polaris 620E shown with Black Fascia Trim, Windsor MDF Mantel & Limestone Hearth.

## POLARIS 620E

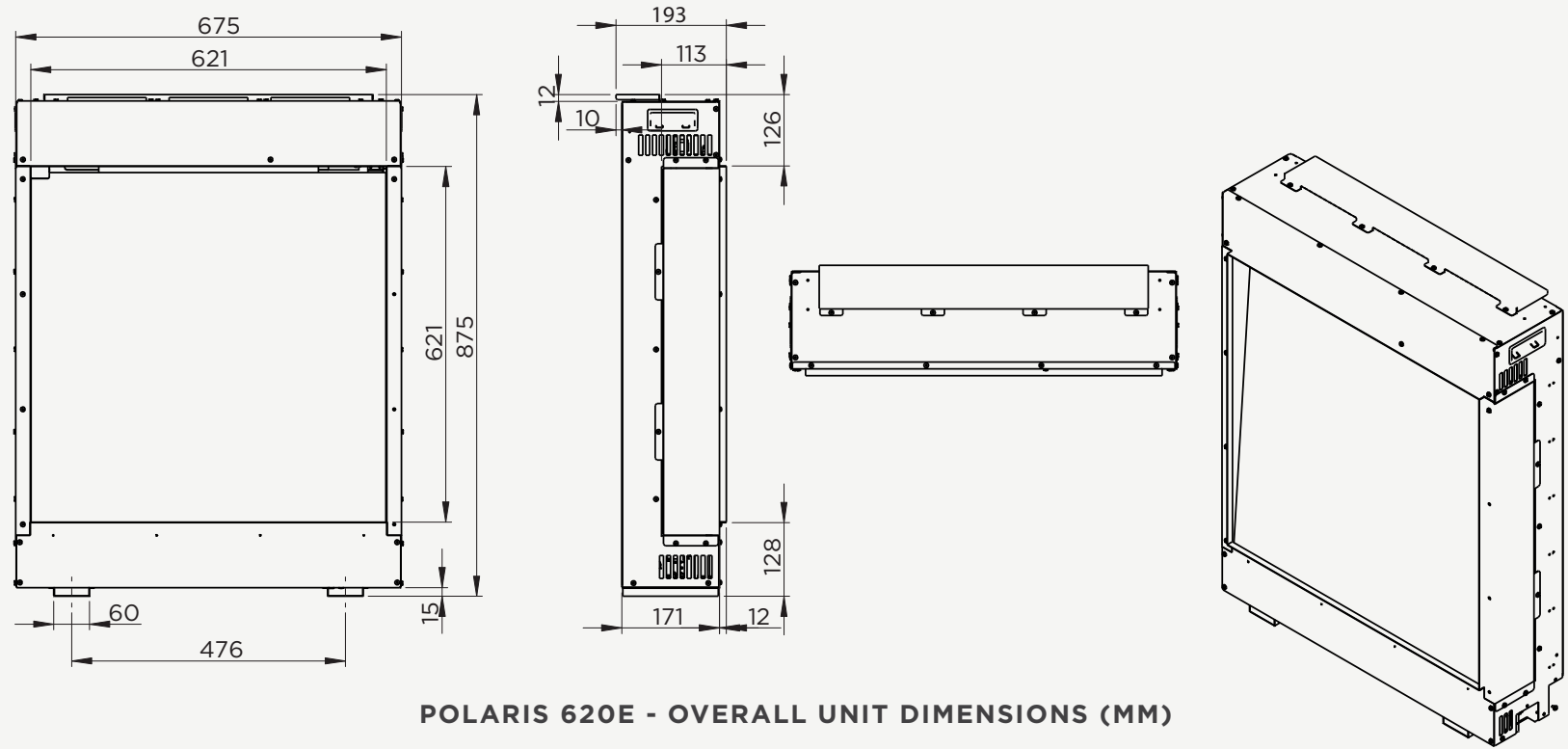
The Polaris electric range offers a stunning ultra-realistic flame, which has been achieved by carefully modelling the fuel bed from actual logs sourced from woodlands.

The 620E model is suitable for existing fireplaces or new built applications and is ideal for apartments or homes where a flue cannot be installed.

This compact and versatile electric fireplace can be styled with a traditional mantelpiece or a contemporary flat black or stainless-steel trim.

Each model in the Polaris range can easily be configured for single sided, two sided or three-sided applications.

You can create a fire look, which is completely unique. Whether that's toning down the flames to showing red-hot embers on the fire bed, or maybe you want a strong, fast flame (there are 5 flame speeds) to warm a room on a cold evening – it's totally up to you.



POLARIS 620E - OVERALL UNIT DIMENSIONS (MM)

## FEATURES

- Realistic flame effect: Choice of 3 flame colours
- 5 flame speeds
- Active glowing ember fuel bed: 5 brightness settings
- 13 different colours
- Setting that cycles through all options above
- Hand painted logs as standard. No logs are repeated in a set, genuinely realistic look
- The fuel bed also includes embers and bark
- LED technology means low running costs and long life usage
- Anti-reflective window on front and sides as standard
- Accurate room temperature control
- Remote thermostat in hand remote
- 1-2kW adaptive control (on board energy manager)
- Daily and 7-day Programmable Heating





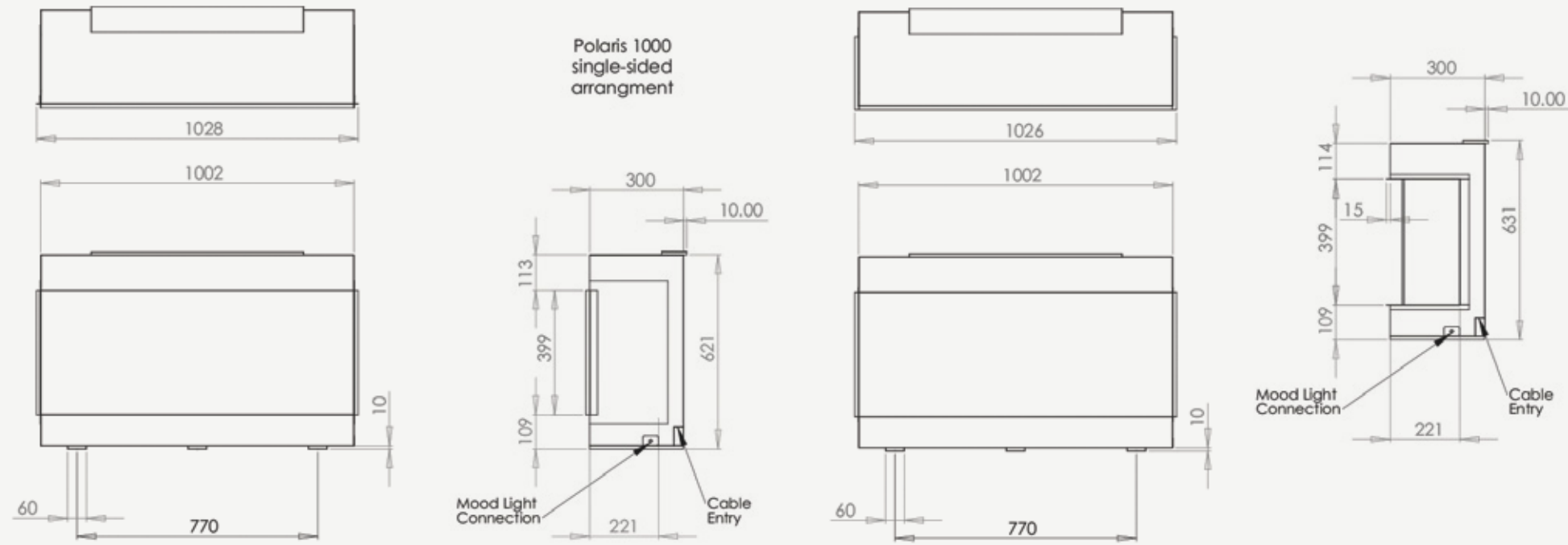
## POLARIS 1000E

The Polaris electric range offers a stunning ultra-realistic flame, which has been achieved by carefully modelling the fuel bed from actual logs sourced from woodlands.

The 1000E is the middle-sized Polaris fire that like the others can be installed in many ways; one sided, two sided or three sided.

This compact and versatile electric fireplace can be styled with flat black or stainless-steel trims

You can create a fire look, which is completely unique. Whether that's toning down the flames to showing red-hot embers on the fire bed, or maybe you want a strong, fast flame (there are 5 flame speeds) to warm a room on a cold evening – it's totally up to you.



POLARIS 1000E - OVERALL UNIT DIMENSIONS (MM)

### FEATURES

- Realistic flame effect: Choice of 3 flame colours
- 5 flame speeds
- Active glowing ember fuel bed: 5 brightness settings
- 13 different colours
- Setting that cycles through all options above
- Hand painted logs as standard. No logs are repeated in a set, genuinely realistic look
- The fuel bed also includes embers and bark
- LED technology means low running costs and long life usage
- Anti-reflective window on front and sides as standard
- Accurate room temperature control
- Remote thermostat in hand remote
- 1-2kW adaptive control (on board energy manager)
- Daily and 7-day Programmable Heating



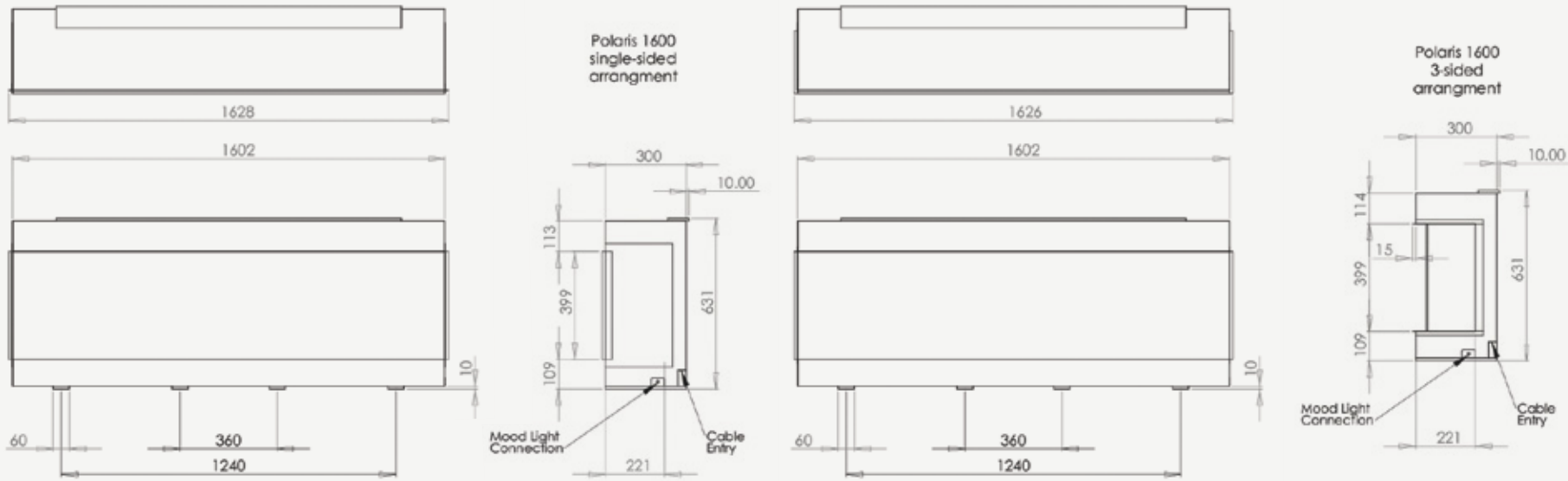
Polaris 1600E in 3 sided configuration.

## POLARIS 1600E

The Polaris electric range offers a stunning ultra-realistic flame, which has been achieved by carefully modelling the fuel bed from actual logs sourced from woodlands.

At 1.6 metres wide, the 1600E is ideal for large feature walls and room dividers. Imagination is the only limit to what can be achieved when installing these fires.

You can create a fire look, which is completely unique. Whether that's toning down the flames to showing red-hot embers on the fire bed, or maybe you want a strong, fast flame (there are 5 flame speeds) to warm a room on a cold evening – it's totally up to you.



POLARIS 1600E - OVERALL UNIT DIMENSIONS (MM)

### FEATURES

- Realistic flame effect: Choice of 3 flame colours
- 5 flame speeds
- Active glowing ember fuel bed: 5 brightness settings
- 13 different colours
- Setting that cycles through all options above
- Hand painted logs as standard. No logs are repeated in a set, genuinely realistic look
- The fuel bed also includes embers and bark
- LED technology means low running costs and long life usage
- Anti-reflective window on front and sides as standard
- Accurate room temperature control
- Remote thermostat in hand remote
- 1-2kW adaptive control (on board energy manager)
- Daily and 7-day Programmable Heating

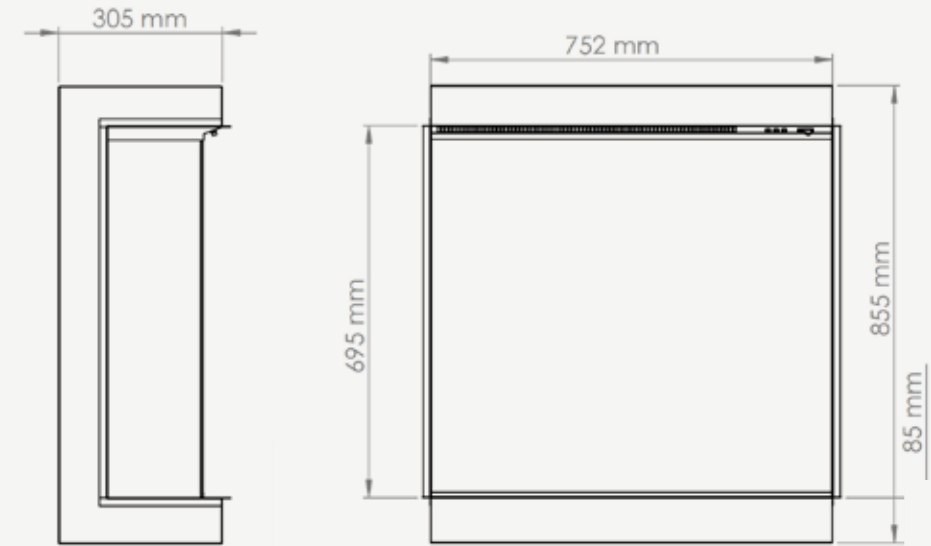


## iRANGE i750E

A very popular sized fire that looks stunning when accompanied with a mantelpiece.

Flexible construction techniques allow the fire to be installed in an existing chimney breast or as part of a new fireplace chimney feature.

One, two or three aspect fire windows can be chosen to suit at the time of installation. Designed to be superbly versatile, imagination need no longer be limited by two dimensions.



iRANGE i750E - OVERALL UNIT DIMENSIONS (MM)

## FEATURES

- Liveflame Options – A beautiful fire with flame effects to match your mood. Three flame colours; white, orange, and a combination of white and orange
- Amberlight Fuel Bed – A palette of thirteen glorious colours, and a fourteenth setting that cycles through all thirteen options
- Optional Mood Lighting – Create the right mood in your room by lighting the area surrounding your fire
- EcoDesign Compliant – Love your fire, love the energy you save
- Thermocontrol Remote – Simple controls from a single handset
- Log Fuel Bed – Standard woodland log fuel bed, or optional driftwood and quartered split log sets
- Installation – Removable side panels allow for installation with one, two, or three sides of glass showing



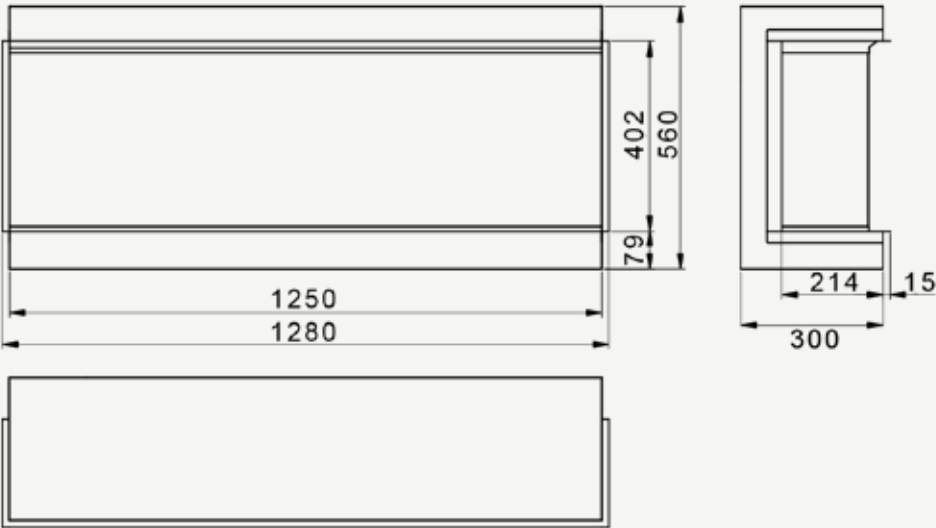


## iRANGE i1250

The i1250e is a mid range electric fire that is ideal for feature walls and room dividers.

The extra depth has allowed for a chunkier log set and increased illumination of the fuel bed thanks to a unique glowing front log feature.

This fire also features the striking bright white flame setting.



iRANGE i1250 - OVERALL UNIT DIMENSIONS (MM)

## FEATURES

- Liveflame Options – A beautiful fire with flame effects to match your mood. Three flame colours; white, orange, and a combination of white and orange
- Amberlight Fuel Bed – A palette of thirteen glorious colours, and a fourteenth setting that cycles through all thirteen options
- Optional Mood Lighting – Create the right mood in your room by lighting the area surrounding your fire
- EcoDesign Compliant – Love your fire, love the energy you save
- Thermocontrol Remote – Simple controls from a single handset
- Log Fuel Bed – Standard woodland log fuel bed, or optional driftwood and quartered split log sets
- Installation – Removable side panels allow for installation with one, two, or three sides of glass showing



## iRANGE i1800E

With a vast expanse of glass, the i1800E is perfectly suited to creating a modern media wall centrepiece for your home.

This fire is compatible with one, two, or three-sided installations, meaning the only limit is your imagination.

The extra-wide flame picture will enhance even the biggest of rooms.



iRANGE i1800E - OVERALL UNIT DIMENSIONS (MM)

### FEATURES

- Liveflame Options – A beautiful fire with flame effects to match your mood. Three flame colours; white, orange, and a combination of white and orange
- Amberlight Fuel Bed – A palette of thirteen glorious colours, and a fourteenth setting that cycles through all thirteen options
- Optional Mood Lighting – Create the right mood in your room by lighting the area surrounding your fire
- EcoDesign Compliant – Love your fire, love the energy you save
- Thermocontrol Remote – Simple controls from a single handset
- Log Fuel Bed – Standard woodland log fuel bed, or optional driftwood and quartered split log sets
- Installation – Removable side panels allow for installation with one, two, or three sides of glass showing



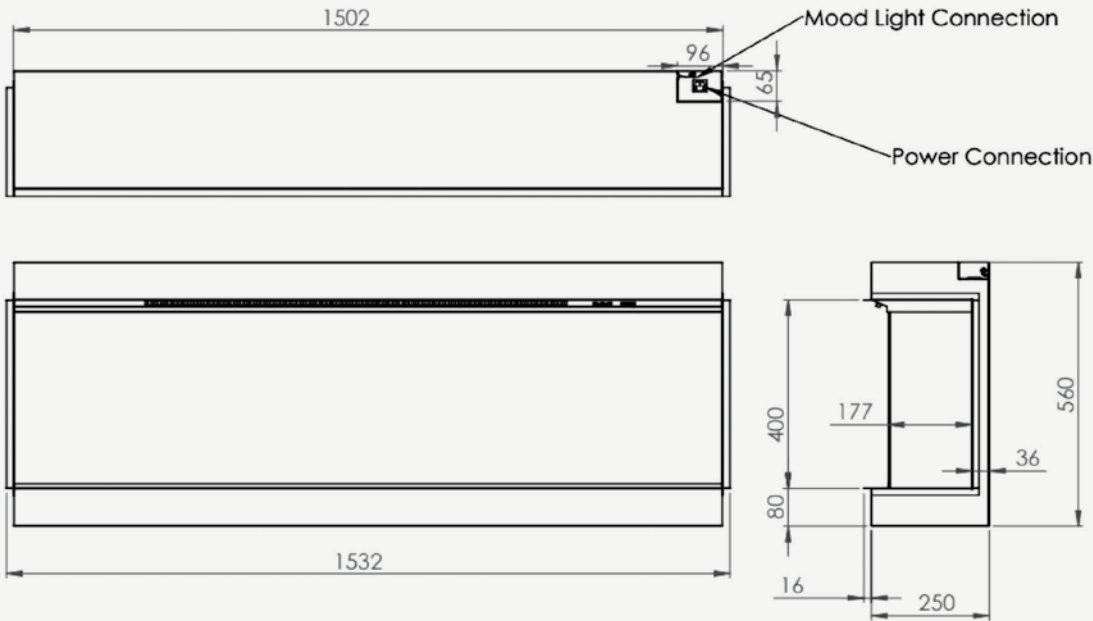


## LUMINOSA 150

Featuring our new Real Flame Technology, the Luminosa 150 provides the sharpest, most realistic flames ever seen on an electric fire. You will find yourself mesmerized by the embers and smoke in the flame effect, and the pulsating log light creating the ultimate in luxury electric fires.

Installation is possible in three aspects, making it ideal for media wall, feature wall or dividing walls alike.

The only limit is your imagination with 16 flame colours, 9 log lights, 10 fuel bed options, and optional LED Lighting with 14 colours.



LUMINOSA 150 - OVERALL UNIT DIMENSIONS (MM)





## JETMASTER

For 40 years Jetmaster Fireplaces Australia has been a leader in providing the best quality fireplaces for Australian homes.

Our expertise in properly understanding the conditions, needs and the warm environment you are seeking to create sets us apart. It's also why we offer one of the most complete ranges of leading fireplaces to suit Australian living.

At Jetmaster Fireplaces Australia our commitment is to deliver the most rewarding, lasting and enjoyable ownership experience for you.





## NOTES

---

---

---

---

---

---

---

---

**Reliability | Innovation | Service | Quality**

For the entire Jetmaster range, visit your nearest showroom  
[jetmaster.com.au](http://jetmaster.com.au) | 1300 538 627

NSW - 55 Marrickville Road Marrickville 2204

QLD - 13 French Ave Brendale 4500

S.A - 40 Maple Ave Forestville 5035

W.A - 277 Lord Street Perth 6000

VIC - [jetmaster.com.au](http://jetmaster.com.au)